

KAOS

LENGTH	10' 4" / 315 CMS
WIDTH	27" / 68.6 CMS
DEPTH	10" / 25.4 CMS
COCKPIT L	N/A
COCKPIT W	N/A
BOW HATCH OPENING	N/A
STERN HATCH OPENING	5" ID / 12.7 CMS
WEIGHT	42 LBS / 19.1 KGS
MAXIMUM CAPACITY	300 LBS / 136.4 KGS
DESIGNER	Dave Johnson



Kaos shown with accessory backband (not included).



Alamax

LENGTH	10' 6" / 320 CMS
WIDTH	24" / 60.9 CMS
DEPTH	10.5" / 26.7 CMS
COCKPIT L	32" / 81.3 CMS
COCKPIT W	16" / 40.6 CMS
BOW HATCH OPENING	N/A
STERN HATCH OPENING	N/A
WEIGHT	42 LBS / 19.1 KGS
MAXIMUM CAPACITY	300 LBS / 136.4 KGS
DESIGNER	Dave Johnson



Alamax is designed to use standard windsurfing fins. See your dealer for sources and availability.




Surf Fins

These tough, easy-to-install fins let you set up your Kaos for all conditions. Kaos hull accepts any combination of Small or Large fins. Fins sold in singles. Black.



Polyethylene Kayak Colors



	Polyethylene		KAOS		ALAMAX	
Length	10'6"	10'4"	10'6"	10'4"	10'6"	10'6"
Width	24"	27"	24"	27"	24"	24"
Depth	10.5"	10"	10.5"	10"	10.5"	10.5"
Cockpit Length	N/A	N/A	N/A	N/A	N/A	N/A
Cockpit Width	N/A	N/A	N/A	N/A	N/A	N/A
Bow Hatch Opening	N/A	N/A	N/A	N/A	N/A	N/A
Stern Hatch Opening	5" ID	5" ID	5" ID	5" ID	5" ID	5" ID
Weight, Polyethylene	42 lbs	42 lbs	42 lbs	42 lbs	42 lbs	42 lbs
Weight, Fiberglass	N/A	N/A	N/A	N/A	N/A	N/A
Weight, Kevlar	N/A	N/A	N/A	N/A	N/A	N/A
Maximum Capacity	300 lbs	300 lbs	300 lbs	300 lbs	300 lbs	300 lbs
Rudder	X	N/A	X	N/A	X	N/A
Padded Seat Cover	N/A	N/A	N/A	N/A	N/A	N/A
Adjustable Seatback	N/A	N/A	N/A	N/A	N/A	N/A
Back Band	0	N/A	0	N/A	0	N/A
Adjustable Foot Braces	0	N/A	0	N/A	0	N/A
Thigh Braces/Thigh Straps	0	N/A	0	N/A	0	N/A
Knee Pads	X	N/A	X	N/A	X	N/A
Deck Rigging	N/A	N/A	N/A	N/A	N/A	N/A
Supplemental Flotation	N/A	N/A	N/A	N/A	N/A	N/A

S = Standard O = Optional X = Not Available N/A = Not Applicable F = Factory Installed Option Only
 *Voyager Rodeo kayak flotation bags fit the Alamax. Ask your dealer for details or call 802/496-3127 to find a Voyager dealer near you.

Kaos

One minute, it's a stable, easy-to-handle, kid-friendly play boat. The next, you've attached fins, a backband and thigh straps, stuck it on a juicy wave, and it's a different beast. Think it – cutbacks, carves, tube rides. Kaos will do it. Total surfing satisfaction.

Chris chose: "Ruby. Shows up great in photos. I mean, surfing is its own reward but I want my 15 minutes of fame too, you know?"

Alamax

The first rotonounded kayak for surf. Its surfboard inspired profile and planing hull let you spin, carve or cruise the swells. We haven't seen anyone hang ten on one, but if you do, send a picture and we might just put you on next year's cover.

James likes Ice Blue. "It reflects the cool in my eyes as I ride the raging swells of the North Shore."




Manteo

LENGTH	13' / 396 CMS
WIDTH	27" / 68.6 CMS
DEPTH	15" / 38.1 CMS
COCKPIT L	29.75" / 75.6 CMS
COCKPIT W	17.5" / 44.5 CMS
BOW HATCH OPENING	N/A
STERN HATCH OPENING	15" x 11"
WEIGHT	50 LBS / 22.7 KGS
MAXIMUM CAPACITY	400 LBS / 181.8 KGS
DESIGNER	Joe Walton

Cape Hatteras

LENGTH	15' 3" / 464.8 CMS
WIDTH	25.5" / 64.8 CMS
DEPTH	15.5" / 39.4 CMS
COCKPIT L	29.75" / 75.6 CMS
COCKPIT W	17.5" / 44.5 CMS
BOW HATCH OPENING	12" x 8"
STERN HATCH OPENING	30.5 CMS x 20.3 CM
WEIGHT	38.1 CMS x 26.7 CM
MAXIMUM CAPACITY	425 LBS / 193.2 KGS
DESIGNER	Joe Walton



Manteo

Calling this a stretch-Pungo just doesn't do it justice. It does share Pungo's trademark multi-chine hull. And OK, the deck does have some of the same lines. But dip a paddle in the water and all comparisons end. Manteo is quicker and tracks better, for weekend touring paddlers and stability-seeking speed demons. Yes, you can have both.

Color by Bill: "Lava. It's my favorite naturally occurring color."

Cape Hatteras

Joe Walton's latest. It's like a Manteo that's been fed a banned, performance-enhancing substance. It slices through the water. It takes a little more skill to handle. It goes exactly where you point it. It is one of a kind.

Joe paddles a Granite Aqua Hatteras. "I designed it, so I can have any color I like."



Seacret

LENGTH	14'6" / 442 CMS
WIDTH	27" / 68.6 CMS
DEPTH	14" / 35.6 CMS
COCKPIT L	29" / 73.7 CMS
COCKPIT W	17.25" / 43.8 CMS
BOW HATCH OPENING	N/A
STERN HATCH OPENING	16" x 10.5" 40.6 CMS x 26.7 CMS
WEIGHT	57 LBS / 25.9 KGS
MAXIMUM CAPACITY	425 LBS / 193.2 KGS
DESIGNER	Wilderness Systems



Robert Harrison



Seacret

A perennial favorite. You have to admit, there will always be a place for a boat that's easy to paddle, stable, surfable, touring-ready, and oh-so affordable. Works as well on rivers as it does on lakes and coastal waters. That's why so many folks go for Seacret, year after year.

Pat's pick: "Emerald. Classic and classy."

Cape Horn

LENGTH	15' 2" / 462.3 CMS
WIDTH	23" / 58.4 CMS
DEPTH	14" / 35.6 CMS
COCKPIT L	32.5" / 82.6 CMS
COCKPIT W	19" / 48.3 CMS
BOW HATCH OPENING	12" x 9.25" 30.5 CMS x 23.5 CMS
STERN HATCH OPENING	16.5" x 10.75" 41.9 CMS x 27.3
WEIGHT	55 LBS / 25 KGS
MAXIMUM CAPACITY	375 LBS / 170.5 KGS
DESIGNER	Harrie Tieken / Wilderness Systems



DESIGNER PROFILE

Harrie Tieken, Nova Scotia

Harrie's friendly demeanor hides his drive to create touring kayaks that excel in every way. A Dutch Navy veteran, Harrie respects the sea's unpredictable power; that respect is translated into every one of his designs, from his classic Sealutions to the new Cape Horn.



TOURING




Cape Horn

No Wilderness Systems kayak has spent as much time in R&D and testing as Cape Horn. Harrie Tieken and our in-house designers married a unique multi-chine hull with a low profile deck. The result was worth the wait: The Horn is fast, easy to roll, and tracks arrow-straight. Bombproof initial and secondary stability gives you a feeling of security in tough conditions.

Cape Horn features molded-in deck fittings and flush hardshell hatches. Comfort hasn't been sacrificed, with a cockpit that works for a wide range of paddlers.

Cathy cruises the Pacific coastline in a Granite Aqua Cape Horn. We wanted to ask her about it, but we can't get her to come back to shore.



Sealution II XS

LENGTH	14' 9" / 450 CMS
WIDTH	24" / 61 CMS
DEPTH	14.25" / 36.2 CMS
COCKPIT L	28.5" / 72.4 CMS
COCKPIT W	16.25" / 41.3 CMS
BOW HATCH OPENING	12.5"x7.5" 31.8 CMS x 19.1 CMS
STERN HATCH OPENING	16"x11.5" 40.6 CMS x 29.2 CMS
WEIGHT	55 LBS / 25 KGS
MAXIMUM CAPACITY	400 LBS / 181.8 KGS
DESIGNER	Harrie Tiekens / Wilderness Systems

Sealution II

LENGTH	16' 6" / 503 CMS
WIDTH	22" / 55.9 CMS
DEPTH	13.25" / 33.7CMS
COCKPIT L	29.5" / 74.9 CMS
COCKPIT W	16.5" / 41.9 CMS
BOW HATCH OPENING	12"x7" 30.5 CMS x 17.8 CMS
STERN HATCH OPENING	16"x10" 40.6 CMS x 25.4 CMS
WEIGHT	57 LBS / 25.9 KGS
MAXIMUM CAPACITY	375 LBS / 170.5 KGS
DESIGNER	Harrie Tiekens / Wilderness Systems

Sealution II XL

LENGTH	17' / 518 CMS
WIDTH	23" / 58.4 CMS
DEPTH	14.75" / 37.5 CMS
COCKPIT L	32" / 81.3 CMS
COCKPIT W	16.75" / 42.5 CMS
BOW HATCH OPENING	12"x9" 30.48 CMS x 22.9 CMS
STERN HATCH OPENING	16"x12" 40.6 CMS x 30.5 CMS
WEIGHT	60 LBS / 27.3 KGS
MAXIMUM CAPACITY	450 LBS / 204.6 KGS
DESIGNER	Harrie Tiekens / Wilderness Systems



Sealution II XS

Sealution II XS answers the call for a boat that mimics Sealution's classic performance, in a package that emphasizes stability and comfort. If swiftness is important, but creature comfort — for paddlers large and small — is paramount, this is your kayak.

Jim's vote is for Granite Gray. "Classy and understated."

Sealution II

That beautiful shape crafted in polyethylene. Much of the performance and good looks of the composite Sealution, at a price for the masses.

Dave wants: "To one day become a paddling machine. In an Ice Blue Sealution II."

Sealution II XL

The big guy's rotomolded Sealution. Roomy, fast, and ready to handle your wildest vacation plans. Economical, for budget-conscious touring boaters.

Last year, Gene asked Santa for: "Ruby. Nothing else will do."



Sealution

LENGTH	16' 6" / 503 CMS
WIDTH	22" / 55.9 CMS
DEPTH	14" / 35.6 CMS
COCKPIT L	31" / 78.7 CMS
COCKPIT W	16.5" / 41.9 CMS
BOW HATCH	16"x9"
OPENING	40.6 CMS x 22.9 CMS
STERN HATCH	17.5" x 11.5"
OPENING	44.5 CMS x 29.2 CMS
WEIGHT	50 LBS / 22.7 KGS
FIBERGLASS	40 LBS / 18.2 KGS
WEIGHT KEVLAR®	40 LBS / 18.2 KGS
MAXIMUM CAPACITY	375 LBS / 170.5 KGS
DESIGNER	Harrie Teiken

Sealution XL

LENGTH	18' / 549 CMS
WIDTH	23" / 58.4 CMS
DEPTH	15.5" / 39.4 CMS
COCKPIT L	33" / 83.8 CMS
COCKPIT W	18" / 45.7 CMS
BOW HATCH	16.5"x9.5"
OPENING	41.9 CMS x 24.1 CMS
STERN HATCH	18" x 12.5"
OPENING	45.7 CMS x 31.8 CMS
WEIGHT	60 LBS / 27.3 KGS
FIBERGLASS	49 LBS / 22.3 KGS
WEIGHT KEVLAR®	49 LBS / 22.3 KGS
MAXIMUM CAPACITY	450 LBS / 204.6 KGS
DESIGNER	Harrie Teiken



FIBERGLASS KEVLAR



FIBERGLASS KEVLAR



Sealution

A classic. Harrie Teiken's Sealution is known worldwide for its curvaceous lines and all-around performance. Novices love Sealution's undemanding nature, the more experienced just love the way it paddles. In fiberglass or kevlar®, Sealution is ready for a day paddle, long weekend, or extended expedition.

Harrie goes for "A Merrigue deck and hull, with Olive seams and cockpit rim. So nice!"

Sealution XL

Same classic lines and performance as the original Sealution, with more volume and carrying capacity. A superb boat for larger paddlers or anyone who likes to carry everything and the kitchen sink.

Art will never turn his nose up at: "Red over White, with Black trim. Hoowah, it's hot!"



Piccolo

LENGTH	13' 6" / 411 CMS
WIDTH	20.5" / 52.1 CMS
DEPTH	11.5" / 29.2 CMS
COCKPIT L	30.5" / 77.5 CMS
COCKPIT W	15" / 38.1 CMS
BOW HATCH OPENING	N/A
STERN HATCH OPENING	5" ID / 12.7 CMS
WEIGHT	42 LBS / 19.1 KGS
MAXIMUM CAPACITY	200 LBS / 90.9 KGS
DESIGNER	Andy Singer

Alto

LENGTH	15' 8" / 478 CMS
WIDTH	22.5" / 57.2 CMS
DEPTH	12.5" / 31.8 CMS
COCKPIT L	30" / 76.2 CMS
COCKPIT W	15.75" / 40 CMS
BOW HATCH OPENING	N/A
STERN HATCH (EXP ONLY) OPENING	16" x 10" / 40.6 CMS x 25.4 CMS
WEIGHT	52 LBS / 23.6 KGS
MAXIMUM CAPACITY	350 LBS / 159.1 KGS
DESIGNER	Andy Singer

Epic

LENGTH	17' / 518 CMS
WIDTH	22" / 55.9 CMS
DEPTH	12.75" / 32.4 CMS
COCKPIT L	30.5" / 77.5 CMS
COCKPIT W	16.5" / 41.9 CMS
BOW HATCH OPENING	11" x 7.5" / 27.9 CMS x 19.1 CMS
STERN HATCH OPENING	17" x 11.5" / 43.2 CMS x 29.2 CMS
WEIGHT	59 LBS / 26.8 KGS
MAXIMUM CAPACITY	425 LBS / 193.2 KGS
DESIGNER	Andy Singer



DESIGNER PROFILE

Andy Singer, New York

"Balance" is the word that defines Andy's designs. His knowledge of naval architecture is tempered by his artist's soul. Every one of his kayaks combines artful lines with lively performance. Singer is his own toughest critic. When he's satisfied that it's right, it's ready for the world.



Piccolo

Long before others caught on to the idea of a boat for small adults and kids, there was Piccolo. Piccolo is friendly to paddle, but has performance that encourages paddlers to keep developing their skills. Tough, rotomolded construction makes the learning curve worry-free.

Sue paddles her Granite Grape Piccolo. "It was the first one we ever built."

Alto

An unusually versatile touring kayak that's available in two flavors: Basic, for day paddlers, and Expedition, for erstwhile adventurers. Quick, stable, secure in the surf zone. Alto is a solid contender in the Most Boat for Your Buck category.

Ian likes a Sand Alto. "I can't think of any boat that does more for less."

Epic

Possibly the fastest plastic kayak you can buy. Goes like it's on rails, carries plenty of gear, and handles waves and wind with confidence. For paddlers who like the price of plastic, and the performance of glass.

Everybody in the rotomolding department loves the Epic, but they can't agree on color. "Whatever the color, it's the right tool for a big adventure."

Tchaika

LENGTH	14' / 427 CMS
WIDTH	21.5" / 54.6 CMS
DEPTH	11" / 27.9 CMS
COCKPIT L	31" / 78.7 CMS
COCKPIT W	15" / 38.1 CMS
BOW HATCH OPENING	N/A
STERN HATCH OPENING	7.5" 10 / 19.1 CMS
WEIGHT	42 LBS / 19.1 KGS
FIBERGLASS	34 LBS / 15.5 KGS
WEIGHT KEVLAR®	275 LBS / 125 KGS
MAXIMUM CAPACITY	275 LBS / 125 KGS
DESIGNER	Andy Singer

Shenai

LENGTH	17' 4" / 528 CMS
WIDTH	22" / 55.9 CMS
DEPTH	12.5" / 31.8 CMS
COCKPIT L	31" / 78.7 CMS
COCKPIT W	16" / 40.6 CMS
BOW HATCH OPENING	7.5" 10 / 19.1 CMS
STERN HATCH OPENING	16" x 9" 40.6 CMS x 22.9 CMS
WEIGHT	52 LBS / 23.6 KGS
FIBERGLASS	45 LBS / 20.5 KGS
WEIGHT KEVLAR®	425 LBS / 193.2 KGS
MAXIMUM CAPACITY	425 LBS / 193.2 KGS
DESIGNER	Andy Singer



FIBERGLASS / KEVLAR



FIBERGLASS / KEVLAR

Tchaika

A cult classic. This boat squarely addresses the needs of paddlers who don't shop in the husky section of Glenola Farm & Feed. Women rave about it; teens work two jobs to afford one, and even a few of the bigger gentlemen in our factory never miss a chance to squeeze in and go paddling.

Mild: Kevlar® with a Clearcoat hull and deck.

Wild: Kevlar® with a Clearcoat hull and Black deck

Shenai

Details make the difference. This year Shenai is available with an optional integral skeg, making what was a very good touring kayak a great one. For paddlers who love open stretches of water and the feel of a soft-chine hull, Shenai is the one. WCP hatches keep your gear dry.

Keith can talk for days about the beauty of a Shenai with an Umge deck, Smoke hull, and White seams and cockpit coaming. But we won't let him.



Sparrow Hawk

LENGTH	16' 6" / 503 CMS
WIDTH	21.5" / 54.6 CMS
DEPTH	11" / 27.9 CMS
COCKPIT L	24" / 61 CMS
COCKPIT W	16" / 40.6 CMS
BOW HATCH OPENING	7.5" ID / 19.1 CMS
STERN HATCH OPENING	16"x9" 40.6 CMS x 22.9
WEIGHT	42 LBS / 19.1 KGS
FIBERGLASS	32 LBS / 14.5 KGS
WEIGHT KEVLAR*	32 LBS / 14.5 KGS
MAXIMUM CAPACITY	325 LBS / 147.7 KGS
DESIGNER	Mark Rogers

Arctic Hawk

LENGTH	17' 11" / 546 CMS
WIDTH	22" / 55.9 CMS
DEPTH	11" / 27.9 CMS
COCKPIT L	28" / 71.1 CMS
COCKPIT W	15.5" / 39.4 CMS
BOW HATCH OPENING	7.5" ID / 19.1 CMS
STERN HATCH OPENING	16"x9" 40.6 CMS x 22.9 CMS
WEIGHT	46 LBS / 20.9 KGS
FIBERGLASS	38 LBS / 17.3 KGS
WEIGHT KEVLAR*	425 LBS / 193.2 KGS
MAXIMUM CAPACITY	425 LBS / 193.2 KGS
DESIGNER	Mark Rogers

**FIBERGLASS / KEVLAR****DESIGNER PROFILE****Mark Rogers, Wisconsin**

Student of Inuit kayak designs, and now a teacher of classes in traditional boat and paddle making. Out of his studio, he creates modern renditions of classic forms. Known across the country for his unorthodox paddling shoes.

**FIBERGLASS / KEVLAR****Sparrow Hawk**

The performance of an Arctic Hawk in a more suitable size for lighter paddlers. Same quickness, same stability, same expedition heritage. All that's missing is a few inches and pounds.

Many's favorite color is Olive deck, Meringue hull, Light Yellow seams. "Eye-catching, yet tasteful."

Arctic Hawk

Takes you back 10,000 years. Proof that newer isn't really better. The classic multi-chine Greenland hull has stood the tests of raging seas, lengthy expeditions, and time. Fast, with secondary stability that must be experienced to be believed. Harpoon not included.

George's pick: "Anything, as long as it's mostly meringue or maple cream."




Echo

LENGTH	18' / 549 CMS
WIDTH	25" / 63.5 CMS
DEPTH	13" / 33 CMS
COCKPIT L	30" / 76.2 CMS
COCKPIT W	15.5" / 39.4 CMS
BOW HATCH OPENING	7.5" ID / 19.1 CMS
STERN HATCH OPENING	16" x 9"
WEIGHT	70 LBS / 31.8 KG
FIBERGLASS	70 LBS / 31.8 KG
WEIGHT KEVLAR®	60 LBS / 27.3 KGS
MAXIMUM CAPACITY	700 LBS / 318.2 KGS
DESIGNER	Andy Singer

**FIBERGLASS KEVLAR****Skookumchuck**

LENGTH	21' / 640 CMS
WIDTH	30.5" / 77.5 CMS
DEPTH	14" / 35.6CMS
COCKPIT L	31" / 78.7 CMS
COCKPIT W	17" / 43.2 CMS
BOW HATCH OPENING	16.5" x 10"
STERN HATCH OPENING	45.7 CMS x 38.1 CMS
CENTER HATCH OPENING	25.5" x 15.5"
WEIGHT	64.8 CMS x 39.4 CMS
FIBERGLASS	90 LBS / 40.9 KGS
WEIGHT KEVLAR®	78 LBS / 35.5 KGS
MAXIMUM CAPACITY	900 LBS / 409.1 KGS
DESIGNER	Lee Moyer

**FIBERGLASS KEVLAR****Echo**

In a category where bigger always seems to be better, the Echo stands apart. Sleek, slender and surprisingly stable, and designed for paddlers who don't measure their adventures in weeks. Echo may be the best performing tandem on the market for day and weekend trips. You don't have to worry about comfort either; Echo is compact, but still features our outstanding outfitting.

Paddle past a crowd in a Clear Kevlar® Echo, and heads will turn.

Skookumchuck

If there's ever a kayak hall of fame, the Skook will find a home there. This load-monster carries more stuff than common sense should allow, without feeling like a barge. Skookumchuck is renowned for its stability, comfort, and speed. It's the ideal companion for expeditions or luxurious weekends.

Luke (Tim's faithful companion) opines: "As a canine kayak enthusiast, I particularly appreciate the roomy center compartment/dog bed. Oh yes, and I like Sky Blue over Light Yellow. Woof!"



Sea Two

LENGTH	17' 4" / 528 CMS
WIDTH	30.5" / 77.5 CMS
DEPTH	16.5" / 41.9 CMS
COCKPIT L	28.5" / 72.4 CMS
COCKPIT W	17.5" / 44.5 CMS
BOW HATCH OPENING	N/A
STERN HATCH OPENING	15" x 10.5" / 38.1 CMS x 26.7 CMS
WEIGHT	90 LBS / 40.9 KGS
MAXIMUM CAPACITY	775 LBS / 352.3 KGS
DESIGNER	Harrie Teiken / Wilderness Systems



Sea Two

The choice of touring companies and paddling couples on a budget. Easy to paddle, oh-so-stable, and pretty quick – Sea Two is a simple way to get into tandem touring.


Kathi and Scott paddle a Ruby/Maize Sea Two. "I like Ruby, Scott likes Maize, so we compromised," said Kathi.

Model	Length	Width	Depth	Cockpit Length	Cockpit Width	Bow Hatch Opening	Stern Hatch Opening	Weight, Polyethylene	Weight, Fiberglass	Weight, Kevlar	Maximum Capacity	Rudder	Padded Seat Cover	Adjustable Seatback	Back Band	Adjustable Foot Braces	Thigh Braces	Knee Pads	Deck Rigging	Supplemental Flotation	
Polyethylene																					
CAPE HORN™	15'2"	23"	14"	32.5"	19"	17" x 9.25"	36.5" x 10.5"	55 lbs	N/A	N/A	375 lbs	0	S	S	X	S	S	S	S	N/A	
	462.3 cm	58.4 cm	35.6 cm	82.6 cm	48.3 cm	30.5 cm x 41.9 cm x 23.5 cm	27.3 cm	25 lbs	N/A	N/A	170.5 kgs	0	S	S	X	S	S	S	S	N/A	
SEALUTION II XS™	14'9"	24"	14.25"	28.5"	16.25"	12.5" x 9.5"	16" x 11.5"	55 lbs	N/A	N/A	400 lbs	0	S	S	X	S	S	S	S	N/A	
	450 cm	61 cm	36.2 cm	72.4 cm	41.3 cm	31.8 cm x 40.6 cm x 19.1 cm	29.2 cm	25 lbs	N/A	N/A	181.8 kgs	0	S	S	X	S	S	S	S	N/A	
SEALUTION II™	16'6"	22"	13.25"	29.5"	16.5"	12" x 7"	16" x 10"	57 lbs	N/A	N/A	375 lbs	0	S	S	X	S	S	S	S	N/A	
	503 cm	55.9 cm	33.7 cm	74.9 cm	41.9 cm	30.5 cm x 40.6 cm x 17.8 cm	25.4 cm	25.9 lbs	N/A	N/A	170.5 kgs	0	S	S	X	S	S	S	S	N/A	
SEALUTION II XL™	17'	23"	14.75"	32"	16.75"	12" x 9"	16" x 12"	60 lbs	N/A	N/A	490 lbs	0	S	S	X	S	S	S	S	N/A	
	518 cm	58.4 cm	37.5 cm	81.3 cm	42.5 cm	30.5 cm x 40.6 cm x 22.9 cm	30.5 cm	27.3 lbs	N/A	N/A	204.6 kgs	0	S	S	X	S	S	S	S	N/A	
PICCOLO™	13'6"	20.5"	11.5"	30.5"	15"	N/A	5' 10"	42 lbs	N/A	N/A	200 lbs	F	S	S	X	S	S	S	S	S	
	411 cm	52.1 cm	29.2 cm	77.5 cm	38.1 cm	N/A	127 cm	19.1 kgs	N/A	N/A	90.9 kgs	F	S	S	X	S	S	S	S	S	
ALTO EXP™	15'8"	22.5"	12.5"	30"	15.75"	N/A	16" x 10"	52 lbs	N/A	N/A	360 lbs	0	S	S	X	S	S	S	S	S	
	478 cm	57.2 cm	31.8 cm	76.2 cm	40 cm	N/A	40.6 cm x 25.4 cm	23.6 lbs	N/A	N/A	159.1 kgs	0	S	S	X	S	S	S	S	S	
ALTO BASIC™	15'8"	22.5"	12.5"	30"	15.75"	N/A	N/A	50 lbs	N/A	N/A	330 lbs	0	S	S	X	S	S	S	S	S	
	478 cm	57.2 cm	31.8 cm	76.2 cm	40 cm	N/A	N/A	22.7 lbs	N/A	N/A	159.1 kgs	0	S	S	X	S	S	S	S	S	
EPIC™	17'	22"	12.75"	30.5"	16.5"	11" x 7.5"	17" x 11.5"	59 lbs	N/A	N/A	425 lbs	0	S	S	X	S	S	S	S	N/A	
	578 cm	55.9 cm	32.4 cm	77.5 cm	41.9 cm	27.9 cm x 43.2 cm x 19.1 cm	29.2 cm	26.8 lbs	N/A	N/A	193.2 kgs	0	S	S	X	S	S	S	S	N/A	
SEA TWO™	17'4"	30.5"	16.5"	28.5"	17.5"	N/A	15" x 10.5"	90 lbs	N/A	N/A	775 lbs	S	S	S	X	S	S	S	S	S	
	528 cm	77.5 cm	41.9 cm	72.4 cm	44.5 cm	N/A	38.1 cm x 26.7 cm	40.9 lbs	N/A	N/A	352.3 kgs	S	S	S	X	S	S	S	S	S	

S = Standard 0 = Optional X = Not Available N/A = Not Applicable F = Factory Installed Option Only

Polyethylene Kayak Colors





Fiberglass & Kevlar*	Length	Width	Depth	Cockpit Length	Cockpit Width	Bow Hatch Opening	Stern Hatch Opening	Weight, Polyethylene	Weight, Fiberglass	Weight, Kevlar†	Maximum Capacity	Rudder	Padded Seat Cover	Adjustable Seatback	Back Band	Adjustable Foot Braces	Thigh Braces	Knee Pads	Deck Rigging	Supplemental Flotation
----------------------	--------	-------	-------	----------------	---------------	-------------------	---------------------	----------------------	--------------------	-----------------	------------------	--------	-------------------	---------------------	-----------	------------------------	--------------	-----------	--------------	------------------------

SEALUTTON®	16'6"	22"	14"	31"	16.5"	16'6"	11.5'x11.5'	N/A	50 lbs	40 lbs	375 lbs	0	S	S	X	S	S	S	S	S	N/A
	503 cm	55.9 cm	35.6 cm	78.7 cm	41.9 cm	40.6 cm x 44.5 cm x 22.9 cm	29.2 cm		22.7 kgs	18.2 kgs	170.5 kgs										

SEALUTTON XL™	18'	23"	15.5"	33"	18"	16.5'x9.5'	18'x12.5'	N/A	60 lbs	49 lbs	450 lbs	S	S	S	X	S	S	S	S	S	N/A
	549 cm	58.4 cm	39.4 cm	83.8 cm	45.7 cm	41.9 cm x 45.7 cm x 22.9 cm	29.2 cm		27.3 kgs	22.3 kgs	204.6 kgs										

TCHAIKA™	14'	21.5"	11"	31"	15"	N/A	7.5' ID	N/A	42 lbs	34 lbs	160 lbs	F	S	S	X	S	S	S	S	S	S
	427 cm	54.6 cm	27.9 cm	78.7 cm	38.1 cm		19.1 cm		19.1 kgs	15.5 kgs	72.7 kgs										

SHENAT™	17'4"	22"	12.5"	31"	16"	7.5' ID	16'x8"	N/A	52 lbs	45 lbs	425 lbs	X*	S	S	X	S	S	S	S	S	N/A
	528 cm	55.9 cm	31.8 cm	78.7 cm	40.6 cm	19.1 cm	40.6 cm x 22.9 cm		23.6 kgs	20.5 kgs	193.2 kgs										

SPARROW HAWK™	16'6"	21.5"	11"	24"	16"	7.5' ID	16'x9"	N/A	42 lbs	32 lbs	325 lbs	X	S	X	S	S	S	S	S	S	N/A
	503 cm	54.6 cm	27.9 cm	61 cm	40.6 cm	19.1 cm	40.6 cm x 22.9 cm		19.1 kgs	14.5 kgs	147.7 kgs										

ARCTIC HAWK™	17'11"	22"	11"	28"	15.5"	7.5' ID	16'x9"	N/A	46 lbs	38 lbs	425 lbs	X	S	S	X	S	S	S	S	S	N/A
	546 cm	55.9 cm	27.9 cm	71.1 cm	39.4 cm	19.1 cm	40.6 cm x 22.9 cm		20.9 kgs	17.3 kgs	193.2 kgs										

ECHO™	18'	25"	13"	30"	15.5"	7.5' ID	16'x9"	N/A	70 lbs	60 lbs	700 lbs	S	S	S	X	S	S	S	S	S	S
	549 cm	63.5 cm	33 cm	76.2 cm	39.4 cm	19.1 cm	40.6 cm x 22.9 cm		31.8 kgs	27.3 kgs	318.2 kgs										

SKOOKUMCHUCK™	21'	30.5"	14"	31"	17"	16.5'x10"	18'x15'†	N/A	90 lbs	78 lbs	900 lbs	S	S	S	X	S	S	S	S	S	N/A
	640 cm	77.5 cm	35.6 cm	78.7 cm	43.2 cm	41.9 cm x 45.7 cm x 22.9 cm			40.9 kgs	35.5 kgs	409.1 kgs										

* Optional factory-installed deck available † - Center hatch is 25.5" x 15.5" (64.8 cms x 39.4 cms) S = Standard O = Optional X = Not Available N/A = Not Applicable F = Factory Installed Option Only

Fiberglass & Kevlar Kayak Colors

White	Smoke	Meritage	Maple Cream	Light Yellow	Yellow
Urnge	Red	Purple	Sky Blue	Mercury Blue	
Alder Green	Aqua	Evergreen	Olive	Black	



YOUR DEALER

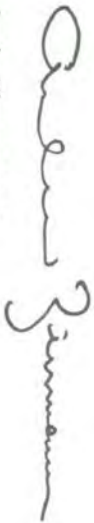
Dear Fellow Paddler,

Thanks for your interest in our kayaks and accessories. We offer the most innovative and complete selection of touring, recreational, and sporting kayaks available. Whether you want to experience the sensation of crossing a windy bay, stalk fish on a quiet pond, or challenge yourself in surf or open water, there's a Wilderness Systems kayak that's right for you.

Read about our kayaks and accessories, then call or visit your local Wilderness Systems retailer. They'll be happy to discuss your particular interests and style of paddling; many offer demonstration models to try.

Again, thanks for your interest. We look forward to hearing from you.

See you on the water,



Andy Zimmerman
President



CAPACITY CORRECTION

During the production of the Wilderness Systems 1999 Product Catalog, we inadvertently inserted maximum capacity figures that are incorrect. The listed figures were not intended for publication and are not accurate. We apologize for any confusion this creates. Please refer to the following list for correct kayak capacities.

	LBS.	KGS.
Recreational & Sporting		
Chesapeake	325	147.7
Pamlico	400	181.8
Pamlico Angler	400	181.8
Pamlico Excel	500	227.3
Pamlico Excel Sport	450	204.6
Pamlico Lite	475	215.9
Pamlico Sport	350	159.1
Pungo	350	159.1
Pungo Angler	325	147.7
Rascal	250	113.6
The Ride Angler	325	147.7
Sit On Top		
Paradise	425	193.2
Riot	250	113.6
The Ride	325	147.7
Two-Can	250	113.6
Surf		
Alamax	230	104.6
Kaos	230	104.6
Light Touring		
Cape Hatteras	325	147.7
Manteo	275	125.0
Seacret	375	170.5
Touring Solo		
Alto	300	136.4
Arctic Hawk	275	126.0
Cape Horn	250	113.6
Epic	325	147.7
Piccolo	180	81.8
Sealution	275	125.0
Sealution II XS	375	170.5
Sealution II	250	113.6
Sealution II XL	400	181.8
Sealution XL	425	193.2
Shenai	350	159.1
Sparrow Hawk	225	102.3
Tchaika	200	90.9
Touring Tandem		
Echo	500	227.3
Sea Two	700	318.2
Skookumchuck	800	363.6